



DRIVER: Frank Deiny Jr.

EVENT: 2016 RC Chili Bowl

CLASS: Outlaw Sprint

TRACK: Tulsa Expo

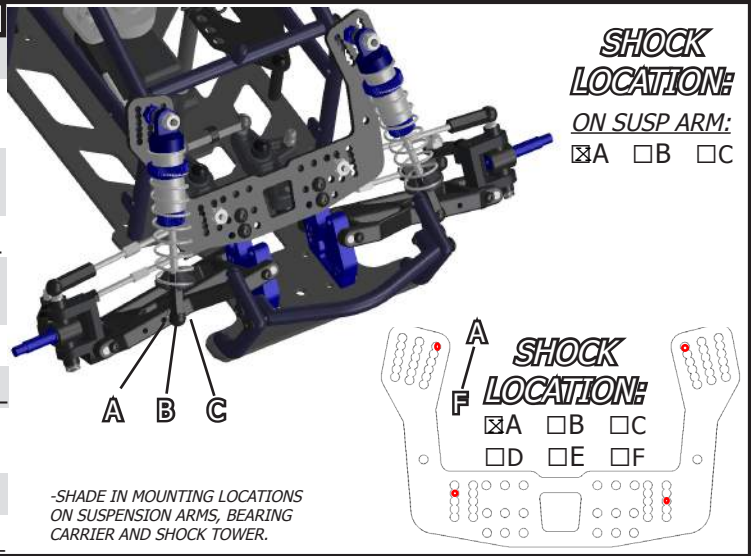
Clay Hard Packed Loose Dirt

Carpet Asphalt Concrete

Flat Banked True Oval Tri-Oval

Traction: High Medium Low

LEFT	FRONT SUSPENSION	RIGHT
-1	CAMBER	0
CASTOR		
<input checked="" type="checkbox"/> +10° <input type="checkbox"/> +5° <input type="checkbox"/> 0° <input type="checkbox"/> -5° <input type="checkbox"/> -10° <input checked="" type="checkbox"/> +10° <input type="checkbox"/> +5° <input type="checkbox"/> 0° <input type="checkbox"/> -5° <input type="checkbox"/> -10°		
ACKERMANN		
<input checked="" type="checkbox"/> OUTER <input type="checkbox"/> MIDDLE <input type="checkbox"/> INNER <input type="checkbox"/> INNER <input checked="" type="checkbox"/> MIDDLE <input type="checkbox"/> OUTER		
none	AXLE SHIMS	none
OUTER CAMBER LINK LOCATION		
<input checked="" type="checkbox"/> OUTER <input type="checkbox"/> INNER <input type="checkbox"/> INNER <input checked="" type="checkbox"/> OUTER		
<input checked="" type="checkbox"/> 0° <input type="checkbox"/> ANGLED KINGPIN INCLINE <input type="checkbox"/> ANGLED <input checked="" type="checkbox"/> 0°		
.125	CAMBER RATE SHIMS	.125
SUSPENSION LOCATION		
<input checked="" type="checkbox"/> OUTER <input type="checkbox"/> MIDDLE <input type="checkbox"/> INNER <input type="checkbox"/> INNER <input type="checkbox"/> MIDDLE <input checked="" type="checkbox"/> OUTER		
KICK-UP: <input type="checkbox"/> 15° LO <input type="checkbox"/> 15° HIGH <input type="checkbox"/> 20° LO <input type="checkbox"/> 20° HIGH <input checked="" type="checkbox"/> 25° <input type="checkbox"/> 35°		
TOE: <u>1</u> out SWAY BAR: <input checked="" type="checkbox"/> NONE <input type="checkbox"/>		

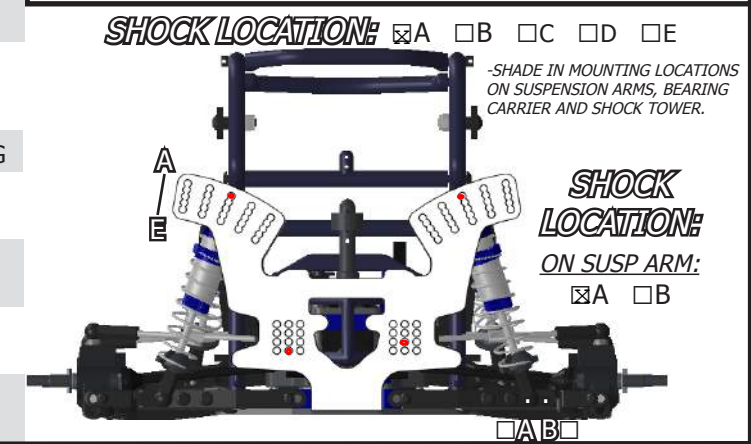


TIRES & TRACTION		
TIRE TYPE: <input type="checkbox"/> FOAM <input type="checkbox"/> STREET RUBBER <input checked="" type="checkbox"/> LOOSE		
COMPOUND	DIAMETER	INSERT
RF: <u>AKA Rebar SS</u>		Red
LF: <u>AKA Rebar SS</u>		Red
RR: <u>AKA Rebar SS</u>		Red
LR: <u>AKA Rebar SS</u>		Red
CLEANED WITH: <u>Water/Simple Green</u>		
TRACTION ADDITIVE: <u>FDJ Dew (green)</u>		
NOTES: <u>Spec tire required</u>		
<u>Break in tires to take edge off bars when track develops groove.</u>		

SHOCKS	
COLLAR LENGTH	SHOCK LENGTH
LEFT FRONT BODY LENGTH	RIGHT FRONT BODY LENGTH
<input type="checkbox"/> SHORT <input type="checkbox"/> MED <input checked="" type="checkbox"/> LONG	<input type="checkbox"/> SHORT <input type="checkbox"/> MED <input checked="" type="checkbox"/> LONG
SHAFT LENGTH	SHAFT LENGTH
<input type="checkbox"/> SHORT <input type="checkbox"/> MED <input checked="" type="checkbox"/> LONG	<input type="checkbox"/> SHORT <input type="checkbox"/> MED <input checked="" type="checkbox"/> LONG
SPRING: <u>white</u>	SPRING: <u>white</u>
OIL: <u>40</u>	OIL: <u>40</u>
PISTON: <u>L</u>	PISTON: <u>L</u>
LENGTH: <u>3.22</u>	LENGTH: <u>3.25</u>
COLLAR: <u>.29</u>	COLLAR: <u>.39</u>

LEFT REAR BODY LENGTH	RIGHT REAR BODY LENGTH
<input type="checkbox"/> SHORT <input type="checkbox"/> MED <input checked="" type="checkbox"/> LONG	<input type="checkbox"/> SHORT <input type="checkbox"/> MED <input checked="" type="checkbox"/> LONG
SHAFT LENGTH	SHAFT LENGTH
<input type="checkbox"/> SHORT <input type="checkbox"/> MED <input checked="" type="checkbox"/> LONG	<input type="checkbox"/> SHORT <input type="checkbox"/> MED <input checked="" type="checkbox"/> LONG
SPRING: <u>yellow</u>	SPRING: <u>yellow</u>
OIL: <u>40</u>	OIL: <u>40</u>
PISTON: <u>L</u>	PISTON: <u>L</u>
LENGTH: <u>3.29</u>	LENGTH: <u>3.29</u>
COLLAR: <u>.52</u>	COLLAR: <u>.37</u>

LEFT	REAR SUSPENSION	RIGHT
-1	CAMBER	-1.5
6 in	TOE	3 in
WHEEL SPACERS		
<input type="checkbox"/> .250" <input checked="" type="checkbox"/> .125" <input type="checkbox"/> NONE <input type="checkbox"/> NONE <input checked="" type="checkbox"/> .125" <input type="checkbox"/> .250"		
BEARING CARRIER SPACING		
RIGHT: <input checked="" type="checkbox"/> FWD <input type="checkbox"/> 1-OFF FWD <input type="checkbox"/> MIDDLE <input type="checkbox"/> 1-OFF REAR <input type="checkbox"/> REAR		
LEFT: <input checked="" type="checkbox"/> FWD <input type="checkbox"/> 1-OFF FWD <input type="checkbox"/> MIDDLE <input type="checkbox"/> 1-OFF REAR <input type="checkbox"/> REAR		
<input checked="" type="checkbox"/> LONG <input type="checkbox"/> SHORT INNER SUSP MOUNT <input type="checkbox"/> SHORT <input checked="" type="checkbox"/> LONG		
ANTI-SQUAT SHIMS		
<input checked="" type="checkbox"/> 3° <input type="checkbox"/> 1.5° <input type="checkbox"/> NONE <input type="checkbox"/> NONE <input type="checkbox"/> 1.5° <input checked="" type="checkbox"/> 3°		
ROLL CENTER SHIMS		
<input type="checkbox"/> .125" <input type="checkbox"/> .060" <input checked="" type="checkbox"/> NONE <input checked="" type="checkbox"/> NONE <input type="checkbox"/> .060" <input type="checkbox"/> .125"		
OUTER CAMBER LINK LOCATION		
<input checked="" type="checkbox"/> OUTER <input type="checkbox"/> INNER <input type="checkbox"/> INNER <input checked="" type="checkbox"/> OUTER		
BEARING CARRIER PIN HEIGHT		
<input type="checkbox"/> HIGH R.C. <input checked="" type="checkbox"/> LOW R.C. (NEAR AXLE) <input checked="" type="checkbox"/> LOW R.C. <input type="checkbox"/> HIGH R.C.		



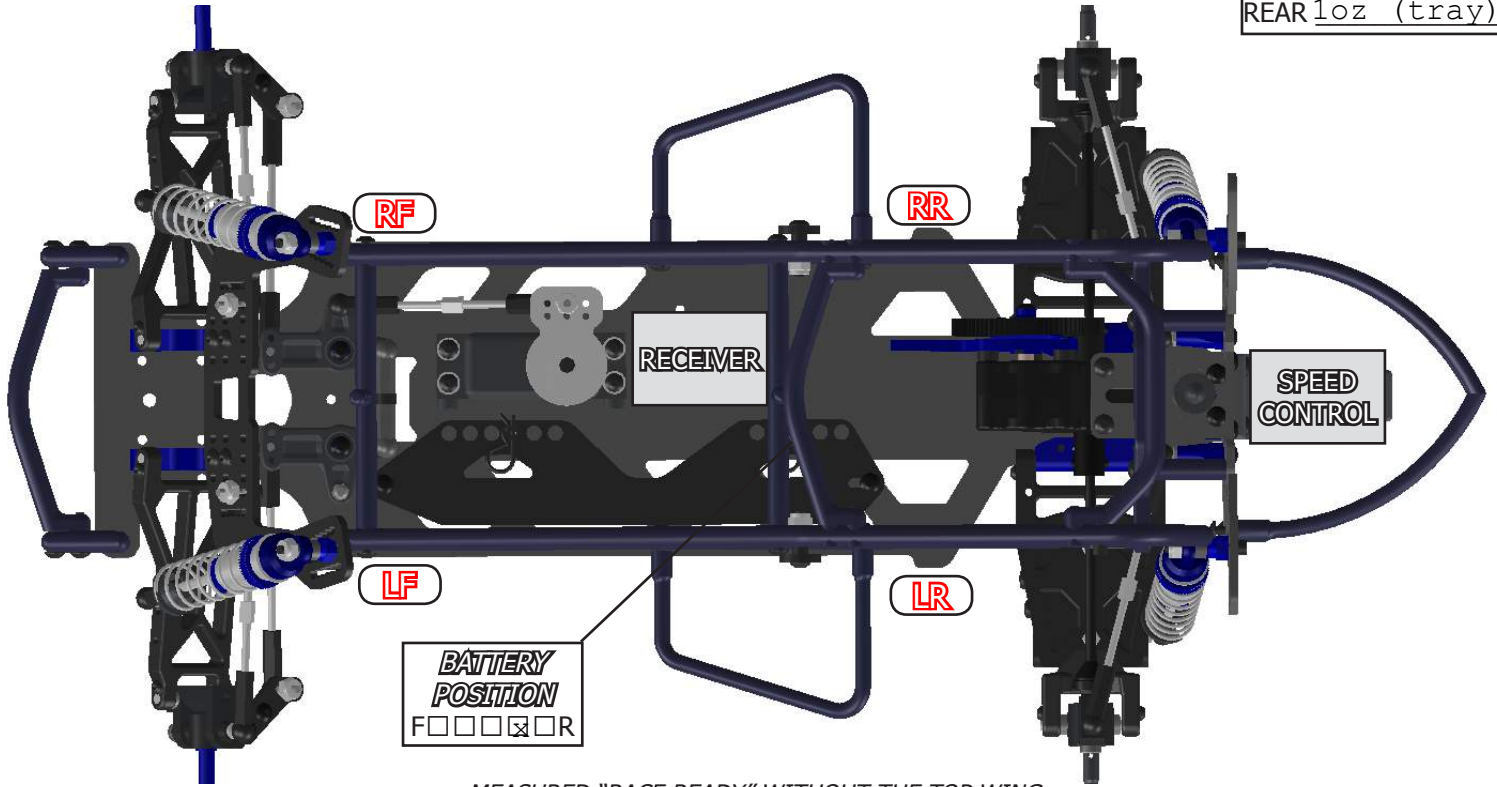


RECEIVER
 AS SHOWN

SPEED CONTROL
 AS SHOWN
 behind rec.

TRANNY LOCATION
 FORWARD
 REAR

ADDED WEIGHT
 FRONT _____
 MIDDLE _____
 REAR loz (tray)



-MEASURED "RACE READY" ~~WITHOUT THE TOP WING~~

<i>RIDE HEIGHTS BY LOCATION:</i>	<i>CORNER WEIGHTS:</i>	<i>MAX CHASSIS HEIGHT:</i>
LF: 15mm RF: 15mm	LF: 11.3 RF: 13.8	LF: 21mm RF: 21mm
LR: 16mm RR: 15mm	LR: 22.0 RR: 16.75	LR: 22mm RR: 21mm
<i>MEASURED FROM:</i> <input type="checkbox"/> TOP OF CHASSIS <input checked="" type="checkbox"/> BOTTOM OF CHASSIS	OVERALL: 64.3	<i>MEASURED FROM:</i> <input type="checkbox"/> TOP OF CHASSIS <input checked="" type="checkbox"/> BOTTOM OF CHASSIS

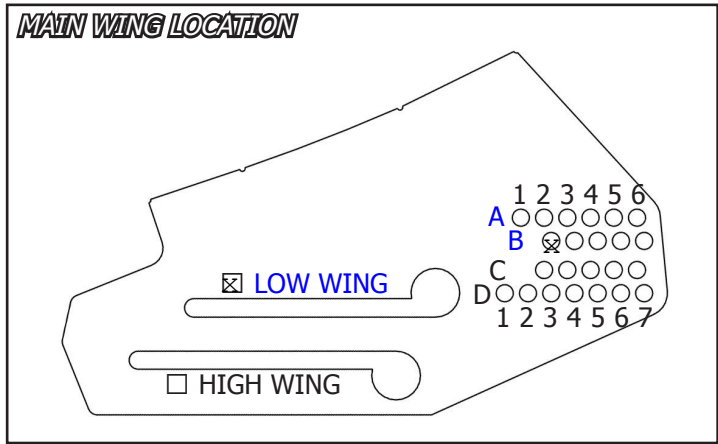
POWER SETTINGS
 MOTOR: Hobbywing 6.5
 AMP DRAW: _____
 TIMING: 40 deg
 PINION: 21
 SPUR: 81
 SPEED CONTROL: Hobbywing
 "BLINKY" OPEN
 SETTINGS: _____
 BATTERY: Trakpower
 MOTOR TEMP AFTER RUN: _____

AERO

MAIN WING
 6X6
 7X7

FRONT WING
 NONE SMALL
 LARGE

HOOD TYPE
 TRADITIONAL
 SCOOP (HIGH DF)
 CDK Hood/Nose



NOTES: 1st place A-main
 Car rolled thru corners nicely. Very stable.
 Track had good grip during main in groove. Very dusty above groove.